








Year three | Writing Overview

Skill	Theme 1		Theme 2		Theme 3		Theme 4
	Theme: Stone Age to Iron Age IQ: How did humans move from surviving to thriving?		Theme: Ancient Egyptians IQ: How and why do civilisations rise and fall?		Theme: Industry: Local History - Port Sunlight IQ: Has innovation been mankind's downfall?		Theme: Microplastics - from River to sea IQ: Will innovation be mankind's saviour?
Text							
	Seal Surfer by Michael Foreman	Stone Age Boy by Satoshi Kitamura	The Fossil Girl by Catherine Brighton	Zeraffa Giraffa by Dianne Hofmeyr	Big Blue Whale by Nicola Davies	Journey by Aaron Becker	Amazing Rivers by Julie Vosburgh Agnone
Outcome	Non-Fiction: Letter recounting events	Fiction: Historical narrative	Non-Fiction: Fossil journal	Non-Fiction: Tourism leaflet	Non-Fiction: Persuasive article	Fiction: Adventure story	Non-Fiction: Information text
Word		Form nouns with a range of prefixes.				Use a or an according to whether the next word begins with a vowel or consonant.	Use a or an according to whether the next word begins with a vowel or consonant.
Sentence	Use prepositions to express time, place and cause.	Use conjunctions to express time, place and cause.	Build an increasing range of sentence structures. Use conjunctions and adverbs to express time, place and cause.	Build an increasing range of sentence structures.	Build an increasing range of sentence structures. Use conjunctions and adverbs to express time, place and cause.	Use prepositions, conjunctions and adverbs to express time, place and cause.	Use prepositions, conjunctions and adverbs to express time, place and cause.
Text	Group related ideas into paragraphs. Build a varied and rich vocabulary.	Create characters, settings and plot. Use present and past tenses correctly and consistently including the progressive and	Use sub-headings to aid presentation. Assess the effectiveness of own and others' writing.	Use present and past tense correctly and consistently including the progressive form and the present perfect form.	Use headings and subheadings to aid presentation. Assess the effectiveness of own and others' writing.	Create characters, settings and plot. Group related ideas into paragraphs. Use present perfect form of verbs in	

		present perfect forms. Build a varied and rich vocabulary.		In non-narratives, use simple organisational devices including headings, and sub-headings to aid presentation.		contrast to the past tense.	
Punctuation	Introduce inverted commas to punctuate direct speech.	Use inverted commas to punctuate direct speech.				Use inverted commas to punctuate direct speech.	